



Combining Different Conceptual Change Methods within Four-Step Constructivist Teaching Model: A Sample Teaching of Series and Parallel Circuits

Hava İpek

Research Assistant of Science Education at Karadeniz Technical University. She is currently completing a PhD at KTU. She holds an MSc in Science Education with a master thesis entitled 'Developing instructional materials about electricity in our life unit for 8th grade primary school students and to assess their effectiveness'. Her research interests contain design and implementation of intervention strategies to enhance students' conceptions. Correspondence: Karadeniz Technical University, Fatih Faculty of Education, Department of Science Education, 61335 Trabzon/Turkey.

Muammer Çalık

Assistant Professor of Chemistry Education at Karadeniz Technical University. He has a wide range of research interests including identification, design and implementation of intervention strategies to challenge students' conceptions and students' use of analogies and models as an aid to their conceptual understanding of science concepts and meta-analysis, nature of science, evaluation of science textbooks and animations to achieve conceptual change. He is the author of more than 30 papers and acts as reviewer for a range of journals, and is on editorial/advisory/review boards for Journal of Chemical Education, Journal of Science Education and Technology, International Education Journal, Journal of Turkish Science Education, International Journal of Environmental and Science Education and Journal of Research in Science Teaching.

Аннотация

Based on students' alternative conceptions of the topics „electric circuits“, „electric charge flows within an electric circuit“, „how the brightness of bulbs and the resistance changes in series and parallel circuits“, the current study aims to present a combination of different conceptual change methods within four-step constructivist teaching model. Therefore, the author assumes that such a design may give a chance to eliminate students' alternative conceptions fully. Also, some suggestions were made for further research.

Ключевые слова: series and parallel circuits, constructivism, conceptual change



Introduction

Since science contains many abstract concepts, students may learn them in different ways called 'misconception' 'pre-conception' 'pre-existing knowledge' 'children's science' etc (e.g. Nakhleh, 1992; Nicoll, 2001; Osborne, Tasker & Scholium, 1981). Wiry students hold alternative conceptions can be explained by several reasons: teaching method, student preexisting knowledge, insufficient connection between concepts or between pre-existing knowledge and new one, textbook, procedural learning and so forth (Aubrecht & Raduta, 2005; Dikmenli & Cardak. 2004; Özkan, Tekkaya, Cakiroglu. 2002). Since students' alternative conceptions are very common even if different cultures and countries are (e.g. Qetin, 2007; Goh, Khoo, & Chia, 1993; Keleş & Qepni, 2005; Tan, Taber, Liu, Coll, Lorenzo & Li, 2008; Vosniadou & Brewer, 1987), science education studies have focused on the following questions; "how to teach?", "why to teach?", "whom to teach?". Since student's pre-existing knowledge is central for further learning, physics studies, as in case of the other disciplines, have made an attempt to elicit students' alternative conceptions of some perspectives such as heat and temperature (Erydmaz & Sürmeli, 2002; Frederik, Van Der Valk, Leite & Thoren, 1999; Havu- Nuutinen, 2007), force and motion (Keleş, 2007; Rowlands, Graham, Berry & Mcwilliam, 2007; Yürük, 2007), energy (Ametller & Pinto, 2002; Hapkiewicz, 1992; Kurt, 2002), mechanics (Clement, 1987; Oliva, 2003), electricity and magnetism (Choi & Chang, 2004; Demirci & Cirkinoglu. 2004; Michelet, Adam, & Luengo, 2007), mass and weight (Hapkiewicz, 1992; Koray, Özdemir & Tatar, 2005; Moore, & Harrison, 2004) and so on.

Because electricity is one of the most important topics in physics curricula (Ate;, 2005; Borges & Gilbert, 1999), much research has been conducted to define students' understanding, their alternative conceptions and their mental models. Especially, in the context of this study, the topics 'electric circuits', 'electric charge flows within an electric circuit', 'how the brightness of bulbs and the resistance changes in series and parallel circuits' have investigated well (e.g. Clement & Steinberg, 2002; Duit & Rhöneck, 1998; Grotzer & Sudbury, 2000; Periago & Bohigas, 2005; Psillos, 1998). The related studies have reported that students have alternative conceptions of the aforementioned concepts because of their little academic knowledge about electric circuits (Clement & Steinberg, 2002), their



learning difficulties (Duit & Rhöneck, 1998), their pre-existing knowledge (Duit & Rhöneck, 1998) and their misunderstandings or confusions (Psillos, 1998). The related alternative conceptions are outlined by some models: (a) 'sink theory (unipolar model)' ; one wire between a bulb and a battery is enough to light the bulb (Kärrqvist, 1985; Fredette & Lochhead, 1980); (b) 'clashing currents (two-component model)' theory; current leaves from the positive terminal and negative current leaves from the negative terminal of the battery and they meet and produce energy in the bulb (Kärrqvist, 1985 cited in Borges & Gilbert, 1999, p.98; Osborne, 1983); (c) 'closed circuit model'; electrical current flows in a given direction around a circuit, each device in the circuit uses up some of the current so that current weakens (Kärrqvist, 1985 cited in Borges & Gilbert, 1999, p.98); (d) 'current consumption model'; current travels around the circuit in one direction and the devices in the circuit share the current equally; however less current returns to the power source than originally leaves (Kärrqvist, 1985 cited in Borges & Gilbert, 1999, p.98); (e) 'constant current source model'; the current supplied by the battery is always the same regardless of the circuit features (Kärrqvist, 1985 cited in Borges & Gilbert, 1999, p.98-99). However, identifying or labeling students' alternative conceptions is not enough to overcome them (e.g. Qalik & Ayas, 2005a). Therefore, to achieve effective learning, much research has attempted to devise such conceptual change methods as analogy (Choi & Chang, 2004; Cosgrove, 1995; Paatz, Ryder, Schwedes & Scott, 2004), worksheet (Loureiro & Depover, 2005; Yigit & Akdeniz, 2003), conceptual change text (Ate;, 2005; Chambers & Andre, 1997), learning cycle model (Ate;, 2005; Huyugüzel Qava; & Yilmaz, 2006) to help students to change their alternative conceptions towards scientific ones. If a conceptual change method such as conceptual change text, analogy and so forth often exploits itself, students may be fed up, thereon, this may impede to attain effective results (Dole, 2000; Huddle, White & Rogers, 2000). Also, Chambers and Andre (1997) point out that even if conceptual change text is effective in overcoming students' alternative conceptions, a hands-on activity that students experience explicitly may sometimes be more efficient.

Despite the fact that constructivism stresses to take students' alternative conceptions into consideration, teacher may not incorporate them in his/her teaching experience since they do not know how to exploit them (e.g. Qahk & Ayas, 2005a; Driver & Oldman, 1985; Fensham, Gunstone & White, 1994; Matthews, 2002). Therefore, using different teaching methods together in a



constructivist perspective may solve this problem. Further, we assume that using different conceptual methods within four-step constructivist teaching model may eliminate students' alternative conceptions fully.

Four-step constructivist teaching model

In brief, since students participate actively in their learning process in tenets of constructivism, they construct their own knowledge through their experiences. Constructivism has three main characteristic; (1) learning is an active process, (2) students construct their knowledge by means of their pre-existing one, (3) learner is responsible from his/her own learning (Freedman, 1998).

To enhance applicability of constructivism, some models such as 3E, four-step constructivist teaching model (named 4E by Bodzin, Cates and Price, 2003; Bodzin, Cates, Price & Pratt, 2003), ZE and 7E are generated. Since Qalik and Ayas (2005b), Qalik, Ayas and Coll (2006) and Qahk, Ayas, Coll, Ünal and Coştu (2007) turned out many advantages of four- step constructivist teaching model rather than the others (i.e. whilst 3E (learning cycle) lacks of a phase activating students' pre-existing knowledge and motivating them, teachers are confused elaboration with evaluation for ZE model and extension with expansion for 7E model), we preferred it. Now we will introduce four-step constructivist teaching model concisely.

In first phase, eliciting students' pre-existing ideas, teacher tries to enhance students' motivation for topic, to become aware of their pre-existing knowledge and/or alternative conceptions so that (s)he has a chance to identify appropriate activities. In second phase, focusing on the target concept, teacher attempts to enrich learning environment for students, engage them in activities and to afford them to experience about concepts. Also, teacher fosters students to think about the related concept by asking questions. However, (s)he refrains from any clue. In third phase, challenging students' ideas; students compare their prior knowledge with their newly structured one. Teacher makes reasonable explanations to confirm/disconfirm their gained experiences. In last phase, applying newly constructed ideas to similar situations; students apply their new newly structured knowledge to new situations to reinforce them (e.g. Ayas, 1995; Qalik & Ayas, 2005b; Qalik, Ayas & Coll, 2006; Qalik et al., 2007).

The aim of this study is to present a sample teaching design using different conceptual change methods embedded within four-step constructivist teaching model. The alternative conceptions we focused on are as follows: electric circuits; series and parallel



circuits, the brightness of the series and parallel connection of circuits.

Teaching design

Now we will illustrate our teaching design step by step.

Eliciting students 'pre-existing ideas


To activate students' pre-existing ideas, teacher asks the first question at the beginning of conceptual change text: 'Suppose that you have a bulb, wires and a battery. How could you fit the circuit? What do you think about which of the subsequent eight circuits work(s) the bulb? Then, teacher hands conceptual change text (Figure 1) out and allows them to read it in five minutes. After completing reading, a class discussion is conducted to get students to refute their alternative conceptions.

Focusing On the Target Concept

In this phase, the first question in worksheet is asked: "I want to increase brightness of the bulbs in my garden, which one (series or parallel connection) provides a more brightness". Students are divided into small groups of 3-4 students before worksheet is handed out. Then students are asked to follow and conduct the given directions in their small groups (except for the last questions at the bottom of the worksheet). Teacher not only monitors them but also fosters them to focus on the given phenomena, however, refrains from any clue. The worksheet is illustrated in Figure 2.

Some students believe that one wire between a bulb and a battery is enough to light the bulb. This view is called "sink theory" of electricity, but the "sink theory" is wrong because sink theory means that electricity leaves a battery, goes to an electrical device through a single wire and turns back to the battery. The current cannot complete the circuit with a single wire. The circuit should be completed to form electricity current.

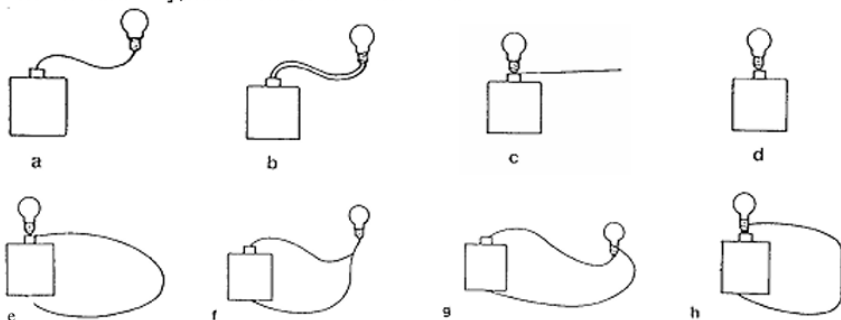
Some students think that positive current leaves from the positive terminal and negative current leaves from the negative terminal of the battery and they meet and produce energy in the bulb. This view is called "clashing currents" theory. But the "clashing currents" theory is wrong. Current travels from "+" terminal and then



completes the circuit by passing all circuit elements. Finally, it reaches to the terminal.

Some students believe that one wire between a bulb and a battery is enough to light the bulb. This view is called "sink theory" of electricity. But the "sink theory" is wrong because sink theory means that electricity leaves a battery, goes to an electrical device through a single wire and turns back to the battery. The current cannot complete the circuit with a single wire. The circuit should be completed to form electricity current.

Some students think that positive current leaves from the positive terminal and negative current leaves from the negative terminal of the battery and they meet and produce energy in the bulb. This view is called "clashing currents" theory. But the "clashing currents" theory is wrong. Current travels from "+" terminal and then completes the circuit by passing all circuit elements. Finally, it reaches to the "-" terminal.



Some students believe that the circuit elements have two connections. That is, electrical current flows in a given direction around a circuit and each device in the circuit uses up some of the current, thereby, current weakens. This view is called "closed circuit model". This view is wrong. In fact, the current may not be utterly conserved because of some aspects of elements of circuits such as resistance, energy change (a bit light and heat). However, this is a constant circulation since the same current flows into the circuit. Finally, the current is conserved.

Some students think that current travels around the circuit in one direction and the devices in the circuit share the current equally, however less current returns to the power source than originally leaves. This model is called "current consumption model". This view is wrong because current has the same value in every point of the circuit and is conserved.

Some students think that the current supplied by the battery is always the same whatever the circuit's features are. This view is called "constant source model". This view is wrong because the battery is seen as a source of constant current.

To generate current in an electric circuit there must be a closed circuit. Electric charges transfer their kinetic energy to each other with the help of electrical source so that electrical energy emerges. Current is formed from "+" pole to "-" pole when the charges start to flow in a battery. Finally, as seen from the foregoing studies, "g" and "h" are the correct ones.

Figure 1. Conceptual change text which is devised based on the studies by Borges and Gilbert (1999), Chambers and Andre (1997), Cheng and Kwen (1998) and Grotzer and Sudbury (2000).

Some students believe that the circuit elements have two connections. That is, electrical current flows in a given direction around a circuit and each device in the circuit uses up some of the current, thereby, current weakens. This view is called "closed circuit model". This view is wrong. In fact, the current may not be utterly conserved because of some aspects of elements of circuits such as resistance, energy change (a bit light and heat). However, this is a



constant circulation since the same current flows into the circuit. Finally, the current is conserved.


Some students think that current travels around the circuit in one direction and the devices in the circuit share the current equally, however less current returns to the power source than originally leaves. This model is called "current consumption model". This view is wrong because current has the same value in every point of the circuit and is conserved. Some students think that the current supplied by the battery is always the same whatever the circuit's features are. This view is called "constant source model". This view is wrong because the battery is seen as a source of constant current.

To generate current in an electric circuit there must be a closed circuit. Electric charges transfer their kinetic energy to each other with the help of electrical source so that electrical energy emerges. Current is formed from "+"pole to "-"pole when the charges start to flow in a battery. Finally, as seen from the foregoing studies, "g" and "h" are the correct ones.

Figure 1. Conceptual change text which is devised based on the studies by Borges and Gilbert (1999), Chambers and Andre (1997), Cheng and Kwen (1998) and Grotzer and Sudbury (2000).

Challenging Students' Ideas

Since each group completed the activities presented in worksheet, a class discussion is conducted to get students to be conscious their peers' notions. To highlight brightness of series and parallel circuits, an analogy is used to make unfamiliar familiar. Such a strategy is needed since students' profiles and learning types are different from each other. By doing this, teacher clarifies the related situation and confirms/disconfirms students' acquired knowledge. The first analogy illustrates the flow of current to the bulb in simple circuits and series circuits while the second one explains brightness of bulbs in parallel circuit. By using analogy maps, teacher enables students to perceive similarities and differences. Moreover, teacher should explain the relationship between the current and brightness by means of formula; $P = I^2 \cdot R$ (P: Power, R: Resistance, I: Current). In regard to formula, when the current increases, there is an increase in square of the current in terms of the brightness of the bulb since R is a controlled variable.



Name- Surname :
Group Number :

Devices:
- equivalent bulb
- battery
- wire



I want to increase brightness of the bulbs in my garden, which one (series or parallel connection) provides a more brightness

You can help me to solve this problem after completing the subsequent activities. Please follow up the given directions carefully and answer the given questions

1. Please constitute a circuit by using a bulb, battery and wires and draw its shape.
 2. Please constitute a series circuit by using two bulbs, battery and wires and draw its shape.
 3. Please constitute a parallel circuit by using two bulbs, battery and wires and draw its shape.
- Please compare brightness of the bulb in step 1 with that in step 2 in terms of their differences.
 - Please compare brightness of the bulb in step 2 with that in step 3 in terms of their differences
 - Based on your experience, what can you say about brightness of bulbs in series and parallel circuits.

Please apply your gained experience to the following questions

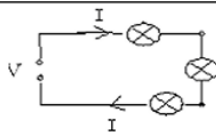


Figure 1

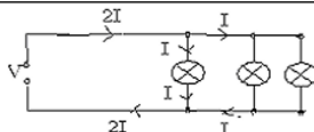


Figure 2

1. As can be seen from Figure 1 and 2, there are three bulbs in both series and parallel circuits. What do you consider on which of bulbs (series or parallel circuit) has a more brightness?
2. Which of the circuits (parallel and series) exists in your house? Please defend your response

Figure 2. Student's worksheet.

Analogy 1

Mr. Ali is the owner of a cloth shop in Sugar Street which has a crowded population. Mr. Ahmet is a truck driver who carries the clothes from factory to clothes store. Every week Mr. Ahmet carries the clothes from factory to Mr. Ali's clothes store (see Figure 3). Since Mr. Ali's first shop made a more benefit, he decided to open another store in Sugar Street (see Figure 4). However, because of quota of production Mr. Ahmet must divide the carried clothes



between two stores. In brief, each of the stores takes half of the carried clothes.

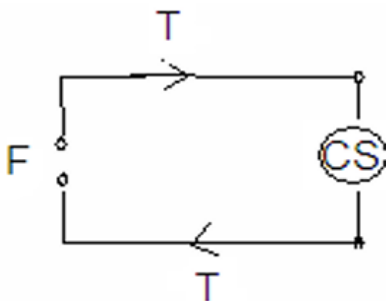


Figure 3

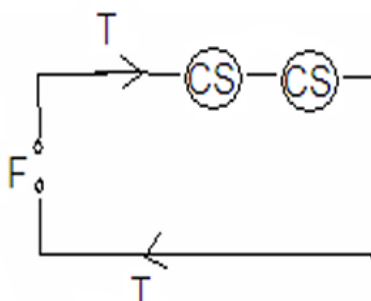


Figure 4

CS: Cloth Shop; T: Truck; F: Factory

Analogy 2

Mr. Ali is the owner of a cloth shop in Sugar Street which has average population. Mr. Ahmet is a truck driver who carries the clothes from factory to clothes store. Every week Mr. Ahmet carries the clothes from factory to Mr. Ali's clothes store (Figure 5). Since Mr. Ali opened another clothes store in the Chocolate Street, to reduce his carrying time, Mr. Ali employs Mr. Hasan's truck whose loading capacity is equal to that of Mr. Ahmet. Whereas Mr. Ahmet carries the clothes to Sugar Street, Mr. Hasan does them to Chocolate Street (Figure 6). Both of the stores have one filled truck since production quota is restricted with two filled trucks.

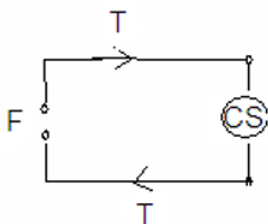


Figure 5

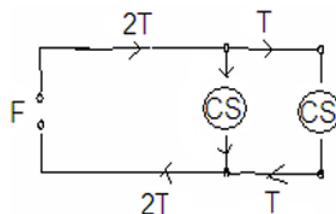


Figure 6

To apply newly constructed ideas to similar situations



To reinforce students newly structured ideas, teacher asks the following questions (at the bottom of worksheet) to students (see Figure 2). Further, teacher can exploit these questions: (1) If we connect another bulb to a parallel circuit, how does the brightness change? (2) Consuming a less energy, how can we obtain a more brightness?

Table 1. Analogical mapping for analogy 1 and 2.

Analog Feature	Co mpar ison	Target Feature
To manufacture clothes to sell in the store.	Co mpar ed to	To produce the electrical energy flowing in circuit.
The truck moving in the mentioned street	Co mpar ed to	Current that flows in circuit
To divide the carried clothes between two stores in the same street because of quota of production, that is. each of the stores takes half of the carried clothes.	Co mpar ed to	To divide the current into two bulbs at the same series, that is. each of the bulbs has half of the current.
Two trucks, whose loading capacities are equal, move in two different streets	Co mpar ed to	Current passing through parallel circuit provides the same brightness in each bulb
Since two trucks deliver the clothes to the stores in different streets, they turn back to factory.	Co mpar ed to	Current dividing into parallel circuit
Production quota and delivery date	Co mpar ed to	Battery life
Clothes store	Doe sn't	Resistance in circuit because when the current comes to bulb it



	comp are to	comes across with a resistance and loses a little energy
Truck delivers the clothes to the store.	Doe sn't comp are to	Electricity current because it transfers with electrons
Production quota and delivery date	Doe sn't comp are to	Battery life because it incorporates a more complex process

Implications for Practice and Research

To teach brightness in parallel and series circuits, especially by distinguishing from each other, combining different conceptual change methods within four-step constructivist teaching model is displayed here. Our observation in pilot study reveals that the foregoing activities within four-step constructivist teaching model not only result in a better student engagement but also enhance their motivations. However, the study has not investigated the degree to which conceptual change is achieved. For this reason, since we observed its applicability in our pilot-study, further research is supposed to concentrate on the aforementioned limitation by organizing a comparative study.

References

1. Ametller. J. & Pinto. R. (2002). Students' reading of innovative images of energy at secondary school level. *International Journal of Science Education*. 24(3), 285-312.
2. Ates. S. (2005). The effects of learning cycle on college students' understanding of different aspects in resistive DC circuits. *Electronic Journal of Science Education*. 9(4), 1-20.
3. Aubrecht. G.J. & Raduta. C. (2005). American and romanian student approaches to solving simple electricity and magnetism problems. *Association for University Regional Campuses of Ohio Journal*. 11, 51-66.



4. Ayas, A. (1995). Fen bilimlerinde yeni program geliştirme ve uygulama teknikleri: İki çağdaş yaklaşımın değerlendirilmesi. Hacettepe Üniversitesi Eğitim Fakültesi Dergisi, 11, 149-155.
5. Bodzin. A.. Cates. W. M. & Price. B. (2003. March). Formative evaluation of the exploring life curriculum: Two-year implementation fidelity findings. Paper presented at the annual meeting of the National Association for Research in Science Teaching. Philadelphia. PA.
6. Bodzin. A.. Cates. W. M.. Price. B.. & Pratt. K. (2003. June). Implementing a web-integrated high school biology Program. Paper presented at the National Educational Computing Conference. Seattle. WA.
7. Borges. A.T. & Gilbert. J.K. (1999). Mental models of electricity. International Journal of Science Education, 21(1). 95-117.
8. Chambers. S.K. & Andre. T. (1997). Gender, prior knowledge, interest, and experience in electricity and conceptual change text manipulations in learning about direct current. Journal of Research in Science Teaching, 34(2). 107-123.
9. Choi. K.. & Chang. H. (2004). The effects of using the electric circuit model in science education to facilitate learning electricity-related concepts. Journal of the Korean Physical Society. 44(6). 1341-1348.
10. Clement. J. (1987). The use of analogies and anchoring intuitions to remediate misconceptions in mechanics. Paper presented at the Annual Meeting of the American Educational Research Association (Washington. DC. April 20-24. 1987).
11. Clement. J.J. & Steinberg. MS. (2002). Step- wise evolution of mental models of electric circuits: A "learning- aloud" case study. International Journal of the Learning Sciences. 11(4). 389-452.
12. Cosgrove. M. (1995). A study of science-in-the-making as students generate an analogy for electricity. International Journal of Science Education. 17(3). 295-310.
13. Calik. M. & Ayas. A. (2005a). A comparison of level of understanding of grade 8 students and science student teachers related to selected chemistry concepts. Journal of Research in Science Teaching. 42(6). 638-667.
14. Calik. M.. & Ayas. A. (2005b). An analogy activity for incorporating students' conceptions of types of solutions. Asia-Pacific Forum on Science Learning and Teaching. 6(2). 1-13.



15. Qahk. M.. Ayas. A.. Coll. R.K. (2006). A constructivist-based model for the teaching of dissolution of gas in a liquid. Asia-Pacific Forum on Science Learning and Teaching 7(1). Article 4 Retrieved May 13. 2007 from http://www.ied.edu.hk/apfslt/v7_issue1/muammer/index.htm
16. Qahk. M.. Ayas. A.. Coll. R.K.. Ünal. S.. Costu. B. (2007). Investigating the effectiveness of a constructivist-based teaching model on student understanding of the dissolution of gases in liquids. Journal of Science Education and Technology. 16(3). 257-270.
17. Çepiř. S. & Kcics. E. (2006). Turkish students' conceptions about the simple electric circuits. International Journal of Science and Mathematics Education. 4. 269-291.
18. Cetin. G. (2007). English and Turkish pupils' understanding of decomposition. Asia-Pacific Forum on Science Learning and Teaching, 8(2). Article 5 Retrieved October 30. 2007 from http://www.ied.edu.hk/apfslt/v8_issue2/cetin/cetin2.htm
19. Demirci. N.. Cirkinoglu. A.. 2004. Öğrencilerin elektrik ve manyetizma konulannnda sahip olduklan önbilgi ve kavram yanlışlarının belirlenmesi. Turk Fen Eğitimi Dergisi. 1(2). 116-138.
20. Dikmenli. M. & Cardak. O. (2004). Lise 1 biyoloji ders kitaplarındaki kavram yanlışları üzerine bir araştırma. Eurasian Journal of Educational Research. 17. 130-141.
21. Dole. J. A.. (2000). Readers, texts and conceptual change learning. Reading and Writing Quarterly, 16. 99-118.
22. Driver. R. & Oldham. V.. (1986). A constructivist approach to curriculum development. Studies in Science Education. 13. 105-122.
23. Duit. R. & Rhöneck. C. (1997). Learning and understanding key concepts of electricity. In Andree Tiberghien. E. Leonard Jossem. Jorge Barojas (eds). Connecting Research in Physics Education with Teacher Education (International and Pan-American Copyright Conventions). 50-55.
24. Eryılmaz. A. & Sürmeli. E. (2002). Öğretilen sorularla öğrencilerin işi ve sıcaklık konulannndaki kavram yanlışlarının ölçülmesi. V. Ulusal Fen Bilimleri ve Matematik Eğitimi Kongresi. Bildiriler Kitabı. Cilt I. 481- 486. Ankara.



25. Fensham. P.J., Gunstone. R.F. & White. R.T. (1994). The content of science: A constructivist approach to its teaching and learning. Falmer Press. London.
26. Frederik. I., Van Der Valk. T., Leite. L. & Thoren. I. (1999). Pre-service physics teachers and conceptual difficulties on temperature and heat. *European Journal of Teacher Education*. 22(1). 61-74.
27. Fredette. N. & Lochhead. J. (1980). Student conceptions of simple circuits. *The Physics Teacher*. 18. 194-198.
28. Freedman. R.H.. (1998. January). Constructivist assessment practices. Paper presented at the Annual Meeting of the Association for Educators of teachers of Science. Minneapolis. MN.
29. Goh. N. K., Khoo. L. E., & Chia. L. S. (1993). Some misconceptions in chemistry: A cross cultural comparison and implications for teaching. *Australian Science Teachers Journal*. 39(3). 65-68.
30. Grotzer. T.A. & Sudbury. M. (2000. April). Moving beyond underlying linear causal models of electrical circuits. Paper presented at the National Association of the Research in Science Teaching. New Orleans. Louisiana.
31. Hapkiewicz. A. (1992). Finding a list of science misconceptions. *MSTA Newsletter*. 38(Winter'92). pp. 11-14.
32. Havu-Nuutinen. S. (2007). Young children's conceptions of temperature and thermometer. *The International Journal of Learning*. 14(9). 93-101.
33. Huddle. P. A., White. M. W. & Rogers. F.. (2000). Simulations for teaching chemical equilibrium. *Journal of Chemical Education*. 77 (7). 920-926.
34. Huyugüzel Lavas. P. & Yilmaz. H. (2006). 4-E öğrenme döngüsü yönteminin öğrencilerin elektrik konusunu anlamalarına olan etkisi. *Türk Fen Eğitimi Dergisi*. 3(1). 2-18.
36. Kärrqvist. C. (1985). The development of concepts by means of dialogues centered on experiments. In R. Duit. W. Jung and C. von Rhoneck (eds). *aspects of Understanding Electricity* (pp. 215-226). Kiel. Germany.
37. Keleş. E. (2007). Altinci simfkuwet ve hareket ünitesine yönelik beyin temelli öğrenmeye dayalı web destekli öğretim materyalinin geliştirilmesi ve etkililiğinin değerlendirilmesi.



Yayınlanmamış doktora tezi. KTÜ. Fen Bilimleri Enstitüsü. Trabzon.

38. Koray. Ö.. Özdemir. M. & Tatar. N. (2005). ilköğretim öğrencilerinin birimler hakkında sahip oldukları kavramları tanımlayan: kütle ve ağırlık örneği. ilköğretim -Online. 4(2). 24-31.
39. Kurt. Ş. (2002). Fizik öğretiminde bütünlendirici öğrenme kuramına uygun öğrenme ortamı geliştirilmesi. Yayınlanmamış yüksek lisans tezi. KTÜ. Fen Bilimleri Enstitüsü. Trabzon.
40. Cheng. A.K. & K wen. B.H. (1998). Primary pupils' conceptions about some aspects of electricity. Retrieved January 20. 2008. from <http://www.aare.edu.au/98pap/ang98205.htm>
41. Loureiro. M. J. & Depover. C. (2005). Impact of WLABEL exploitation on electricity learning: analysis of the students' conceptual evolution. Interactive Educational Multimedia. 11 (October). 190- 203.
42. Matthews. MR. (2002). Constructivism and science education: A further appraisal. Journal of Science Education and Technology. 11(2). 121-134.
43. Michelet. S.. Adam. J.M. & Luengo. V. (2007). Adaptive learning scenarios for detection of misconceptions about electricity and remediation. International Journal of Emerging Technologies in Learning, 2(1).
44. Moore. T. & Harrison. A. (2004). Floating and Sinking: Everyday science in middle school. Retrieved January 20. 2008 from <http://www.aare.edu.au/04pap/moo04323.pdf>
45. Nakhleh. MB. (1992). Why some students don't learn chemistry? Journal of Chemical Education. 69(3). 191-196.
46. Nicoll. G. A. (2001). Report of undergraduates' bonding misconception. International Journal of Science Education. 23(7). 707-730.
47. Oliva. M. J. (2003). The structural coherence of students' conceptions in mechanics and conceptual change. International Journal of Science Education. 25-5. 539-561.
48. Osborne. R. (1983). Towards modifying children's ideas about electric current. Research in Science and Technology Education. 1(1). 73-82.



49. Osborne. R., Tasker. R. & Scholium. B. (1981). Learning in science project- video: electric current. Retrieved January 20. 2008. from http://www.eric.ed.gov/ERICDocs/data/ericdocs2sql/content_storage_01/0000019b/80/34/65/8f.pdf
50. Özkan. Ö., Tekkaya. C. & Cakiroglu. J. (2002). Fen Bilgisi Aday Öğretmenlerin Fen kavramların Anlam Düzeyleri, Fen Öğretimine Yönelik Tutum ve Özyeterlilik İnangları,, V. Ulusal Fen Bilimleri ve Matematik Eğitimi Kongresi. Bildiriler Kitabı. Cilt II. 1300-1304. Ankara.
51. Paatz. R., Ryder. J., Schwedes. H. & Scott. P. (2004). A case study analyzing the process of analogybased learning in a teaching unit about electric circuits. International Journal of Science Education. 26(9). 1065-1081.
52. Periago. M.C. & Bohigas. X. (2005). A study of second-year engineering students' alternative conceptions about electric potential, current intensity and Ohm's law. European Journal of Engineering Education. 30(1). 71-80.
53. Psillos. D. (1998). Teaching introductory electricity. In A. Tiberghien. E. L. Jossem and J. Barojas (Eds.). Connecting Research in Physics Education with Teacher Education. Retrieved December 22. 2007. from <http://www.physics.ohio-state.edu/~jossem/ICPE/E4.html>
54. Rowlands. S., Graham. T., Berry. J. & McWilliam. P. (2007). Conceptual Change Through the Lens of Newtonian Mechanics. Science & Education. 16. 21-42.
55. Tan. K.C.D., Taber. K.S., Liu. X., Coll. R.K., Lorenzo. M., Li. J., Goh. N.K. & Chia. L.S. (2008). Students' conceptions of ionisation energy: A cross-cultural study. International Journal of Science Education, 30(2). 263- 283.
56. Vosniadou. S. & Brewer. W. F. (1987). Theories of knowledge restructuring in development. Review of Educational Research. 57. 51-67.
57. Yigit. N. & Akdeniz. A.R. (2003). The effect of computer-assisted activities on student achievement in physics course: electric circuits sample. G. Ü. Gazi Eğitim Fakültesi Dergisi. 23(3). 99-113.
58. Yürük. N. (2007). A case study of one student's metaconceptual process and the changes in her alternative conceptions of force and motion. Eurasia Journal of Mathematics, Science & Technology Education. 3(4). 305-325.